

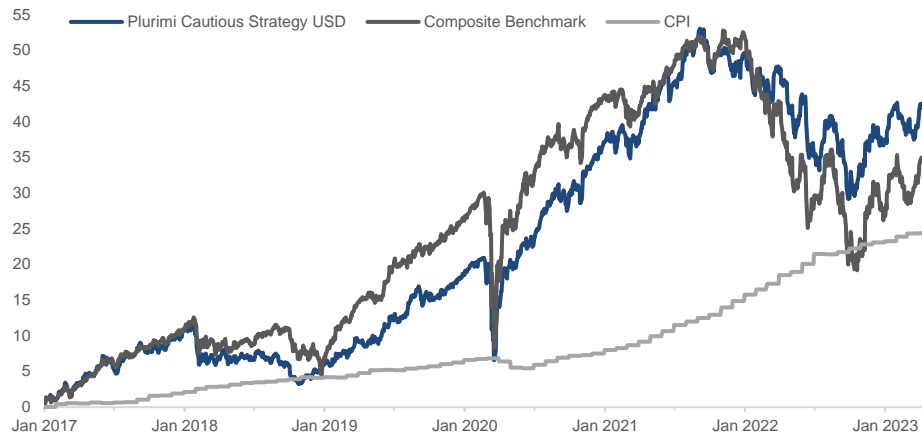
Objectives

The objective of the Plurimi Cautious Strategy is to achieve long-term capital appreciation primarily through investments in a portfolio of global stocks and bonds. Tactically the strategy may also include exposure to commodities, real estate, and other alternative asset classes. The strategy is flexible and seeks to preserve capital on a 12 month basis and deliver a total return of inflation +2% per annum over a market cycle. Performance is compared to a composite index made up of 35% MSCI World, 32.5% Iboxx Investment Grade, and 32.5% 7-10 year US Treasury Index.

Risk and return targets

- Return target: CPI +2% per annum.
- Typical beta vs MSCI World: 0.4-0.6

Total return (%)



Total return in USD terms. (Jan 2017 - Apr 2023)
Performance is compared to a composite index made up of 35% MSCI World, 32.5% Iboxx Investment Grade, and 32.5% 7-10 year US Treasury Index. Gross of fees
Source: Bloomberg/PW

Monthly performance (%)

	Jan	Feb	Mar	Apr	May	Jun	Jul	Aug	Sep	Oct	Nov	Dec	Year
2023	3.5	-2.4	2.2	0.7									4.0
2022	-2.7	0.1	0.8	-3.6	0.9	-5.5	3.7	-2.2	-5.6	3.5	3.5	-0.9	-8.4
2021	-1.1	0.7	0.5	3.2	2.4	0.0	3.0	1.3	-2.3	0.9	-1.7	2.0	9.0
2020	1.1	-2.1	-2.0	4.4	2.1	0.5	3.4	2.4	-0.7	-0.9	4.4	2.2	15.8
2019	1.5	-0.1	1.9	0.0	0.9	1.9	0.1	3.3	-1.0	0.8	0.7	1.3	11.8
2018	-0.4	-3.5	0.4	0.1	0.4	-0.6	0.2	0.1	-1.1	-2.4	1.2	1.3	-4.3

Total return in USD terms. (Jan 2018 - Apr 2023)
Gross of fees. Current year and previous five calendar years shown.

Source: Bloomberg/PW

Equity sector exposure (scaled to 100%)

	Cautious	MSCI World
Communication Services	19.4	7.0
Consumer Discretionary	4.6	10.4
Consumer Staples	5.1	8.1
Energy	8.8	5.1
Financials	22.6	15.2
Health Care	15.7	13.6
Industrials	0.0	10.9
Information Technology	11.0	20.0
Materials	9.3	4.3
Real Estate	0.0	2.5
Utilities	3.4	3.0

Equity characteristics (scaled to 100%)

	Cautious	MSCI World
Dividend Yield	3.6	2.4
Price to Earnings Ratio (P/E)	11.9	18.8
Price to Cash Flow Ratio (P/CF)	8.2	12.7
Price to Book Ratio (P/B)	2.2	2.9
Total Debt to Common Equity	139	145
Current Ratio	1.3	1.2
BEST ROE	28.0	34.6
Op. Income Growth	0.4	-5.8
Sales Growth	20.0	6.4
BEST P/E	13.2	16.3
Debt/EBITDA	3.6	3.3
BEST EV/EBITDA	6.5	11.0
Profit Margin	12.7	9.3
ROC	9.3	7.0

Key points

Defensive strategy designed to protect capital in the short term and grow purchasing power over a cycle.

Objective stock selection process utilises independent research and proprietary screens.

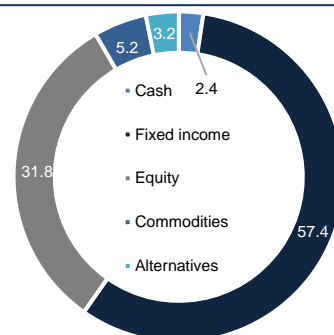
Top-down regional, asset class and style allocations to enhance returns and mitigate macro risks.

Portfolio characteristics skewed towards value, quality, and yield.

Key risks

Capital is at risk. The strategy has a flexible asset allocation policy, which means allocations to risky assets are not fixed and may be increased at the portfolio managers discretion. The strategy invests globally and takes currency exposure which also can create capital losses. The strategy is diversified but individual stock and corporate bond risk may be significant with positions up to 4 and 9% respectively.

Asset allocation (%)



Holdings (%)

Company	Percentage (%)
VISA INC-CLASS A SHARES	2.2
ACTIVISION BLIZZARD INC	2.2
APPLE INC	2.0
NOVO NORDISK A/S-B	2.0
X NIKKEI 225	1.9
KDDI CORP	1.9
ARCELORMITTAL	1.8
ALPHABET INC-CL A	1.8
EOG RESOURCES INC	1.6
PLUS500 LTD	1.5
MERCK & CO. INC.	1.5
DANONE	1.5
CITIGROUP INC	1.5
AON PLC-CLASS A	1.5
LAS VEGAS SANDS CORP	1.4
ASML HOLDING NV	1.3
ZOETIS INC	1.2
EQUINOR ASA-SPON ADR	1.0
CENTRICA PLC	1.0
MOSAIC CO/THE	1.0
TII 0 % 07/15/32	8.1
ISHARES 0-5 YR INV GRD CORP	7.5
ISHARES IBOXX INVESTMENT GRA	7.4
TII 0 % 01/15/28	6.0
TABULA US ENHANCED INFLATION	5.6
WT AT1 COCO UCITS ETF USD AC	5.5
SPDR BBG EM INFLATION LINKED	4.4
WFC 3 % 01/24/24	4.4
ACAFP 0 09/05/24	4.0
AAPL 3 11/13/27	2.8
JPM 0.969 06/23/25	1.6
ISHARES PHYSICAL GOLD ETC	3.3
ISHARES SILVER TRUST	1.0
ABRDN PHYSICAL PLATINUM SHRS	0.9
BREVAN HOWARD AB RT G-A1 USD	3.2
US DOLLAR	2.4

Commentary

The strategy rose by 0.7% in April, lagging its composite benchmark which rose by 1.1%. Global equities rose by 1.8% for the month and Treasuries rose by 0.8%.

The strategy's equities delivered a flat return for the month and we kept the equity exposure at 32%. We believe valuations and earnings may both provide headwinds for equities in the coming quarters. Our strategy owns equities trading at 13x forecast earnings, which compares to the MSCI World trading at 16x. We reduced the holding in **Novo Nordisk** as the stock continued to move higher in April. The increased prevalence of obesity and diabetes should drive continued mid-single-digit demand growth for insulin therapies, and Novo's new obesity therapy Wegovy is now significantly expanding the obesity treatment market given its strong efficacy. **Merck & Zoetis** also delivered strong returns in April as the healthcare sector outperformed the broader market and all of those stocks outperformed the sector return. **Las Vegas Sands** moved 10% higher on continued reopening of travel and growing gaming revenues in Macau.

We added a 1% position in **Centrica**. It is a UK utility which operates as an integrated energy company offering a wide range of home and business energy solutions. The stock trades at less than 7x forecast earnings and pays a 3% dividend yield. After stellar profits in 2022, the energy marketing and trading division's profits may stabilize well above pre-energy crisis levels thanks to attractive LNG positions.

ASML fell by 6.5% in April. Its earnings and revenues met market expectations but Extreme ultraviolet lithography sales were slightly below consensus. The company continues to have a significant order backlog of 3.8 billion euros and the company has provided guidance that it will generate gross margins of more than 50% in 2023. **Activision** fell by 9% as the UK competition authority vetoed the acquisition by Microsoft.

Fixed income holdings were up for the month with falling treasury yields. Small positive returns from corporate bonds were offset by weakness in non-GBP holdings. The SPDR EM Inflation ETF fell by 2%, driven largely by EM currency weakness.

The market outlook for the coming months will likely be shaped by the interaction between, Growth, Inflation and Liquidity. Growth indicators have held up well, due to China's reopening, and a strong consumer in the developed world. Western economies are likely to slow over the coming 3-6 months as the credit tightening bites, and as long as central banks continue tightening. We question if inflation will come down fast enough to let central banks stop before they break anything? Liquidity is once again being drained from the financial system by central banks. A continued contraction will add downside pressure to risk assets and expose hidden tail risks, especially in a slowing economy.

With this as a backdrop we have a small underweight in equity exposure and a shorter than benchmark duration in the strategy.

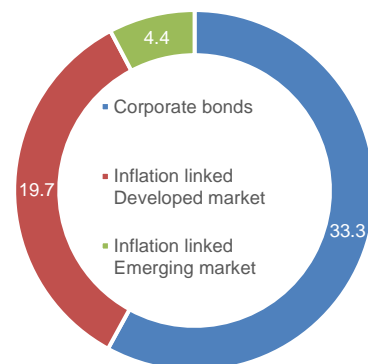
Strategy managers:

Patrick Armstrong, CFA
Eugen Fostiak

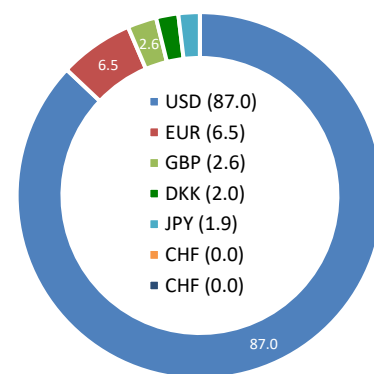
Target return: CPI +2% per annum

Holdings: 36

Fixed Income type (% of portfolio)



Currency (%)



Performance attribution (%)

	Since inception	1 month
Equity	+27.4	+0.5
Fixed Income	+14.7	+0.1
Commodities	+3.3	+0.1
Alternative	-2.9	-0.0
Cash	+0.2	+0.0

Top 5 contributors	1 month return
NOVO NORDISK A/S-B	+5.2
LAS VEGAS SANDS CORP	+11.1
MERCK & CO. INC.	+8.5
DANONE	+6.3
EOG RESOURCES INC	+4.9

Bottom 5 contributors	1 month return
ACTIVISION BLIZZARD INC	-9.2
ARCELORMITTAL	-6.3
SPDR BBG EM INFLATION LINKED	-2.1
ASML HOLDING NV	-6.5
MOSAIC CO/THE	-6.6

Portfolio characteristics (%)

Volatility (ex-ante)	8.4
Value at Risk (Monthly 97.5%)	4.5

Performance indicators

	Plurimi Cautious	Composite Benchmark
Annualised return	5.8	3.3
Annualised volatility	7.1	8.2
Sharpe ratio	0.6	0.3
Best month	4.4	5.7
Worst month	-5.6	-6.7
Max drawdown	-15.6	-16.7

DISCLAIMER

The Plurimi Cautious Strategy was previously called the Plurimi Dynamic Strategy until October 2021.

The information and opinions expressed in this publication were produced by Plurimi Wealth LLP (Plurimi). This publication is intended for information purposes only and does not constitute an offer, a recommendation or an invitation by, or on behalf of Plurimi to make any investments. Opinions and comments of the authors reflect their current views, but not necessarily of other Plurimi entities or any other third party. This publication has been prepared without taking account of the objectives, financial situation or needs of any particular investor. Before entering into any transaction, an investor should consider the suitability of the transaction against their individual circumstances and objectives. Any investment or trading or other decision should only be made after a review of the relevant product term sheet, subscription agreement, information memorandum, prospectus or other offering document relating to the issue of the securities or other financial instruments. Nothing in this publication constitutes investment, legal, accounting or tax advice, or a representation that any investment or strategy is suitable or appropriate for an investor's circumstances, or otherwise constitutes a personal recommendation for any specific investor. Plurimi recommends that you independently assess, with a professional advisor, the specific financial risks as well as legal, regulatory, credit, tax and accounting consequences. Past performance is not a reliable indicator of future results. Performance forecasts are not a reliable indicator of future performance. An investor may not get back the amount invested or may be required to pay more. Although the information and data herein are obtained from sources believed to be reliable, no representation is made that the information is accurate or complete. Plurimi do not accept liability for any loss arising from the use of this publication. This publication cannot be reproduced or used for any other purpose and can only be distributed in countries where its distribution is legally permitted. This publication may relate to investments or services of an entity/person outside the UK, or to other matters which are not regulated by the FCA, or in respect of which the protections of the FCA for retail clients and/or the UK Financial Services Compensation Scheme may not be available. Further details as to where this may be the case are available on request in respect to this document, please contact your Plurimi Relationship Manager.

Plurimi Wealth LLP, a limited liability partnership, is incorporated in England & Wales with registered number OC326895. Authorised and Regulated by the Financial Conduct Authority ("FCA") 466728.