

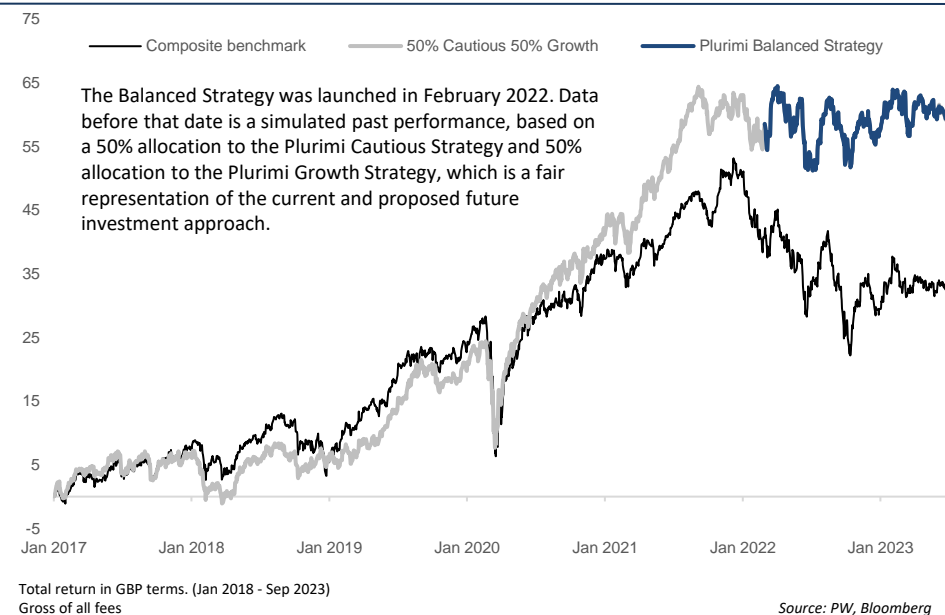
Objectives

The objective of the Plurimi Balanced strategy is to achieve long-term capital appreciation through investments in a range of asset classes and types of investment vehicles. The strategy is a flexible and seeks to maximise returns vs a composite 50% MSCI World, 25% FTSE UK Gilts and 25% Markit iBoxx GBP Liquid Corporate Large Cap benchmark by employing active bottom-up stock selection, and tactical allocations across regions, styles and asset classes.

Risk and return targets

- Typical beta vs. MSCI World: 0.5
- Beta range: 0.3-0.7
- Return target: Composite benchmark +2 % per annum

Strategy History and basis of Total Return calculations (%)



Monthly performance (%)

	Jan	Feb	Mar	Apr	May	Jun	Jul	Aug	Sep	Oct	Nov	Dec	Year
2023	2.8	-1.0	0.8	-0.3	-1.0	1.0	2.1	-0.7	-0.1				3.5
2022	-3.2	0.7	3.1	-1.7	0.5	-5.7	4.7	0.3	-4.7	3.4	2.2	-2.0	-3.0
2021	-1.0	0.0	2.4	3.7	1.0	2.9	2.6	2.7	-2.0	0.3	0.1	1.5	14.9
2020	1.2	-2.3	-2.2	5.7	5.1	1.1	0.8	2.3	1.2	-1.6	3.3	2.1	17.9
2019	-0.1	-0.4	3.5	0.0	1.9	1.9	3.7	2.8	-0.2	-2.1	0.9	0.9	13.4
2018	-3.0	-1.3	-1.2	1.8	3.5	-0.2	1.3	0.4	-0.5	-1.6	0.9	-0.4	-0.6

Total return in GBP terms. (Jan 2017 - Sep 2023)
Gross of fees. Current year and previous five calendar years shown.

Source: PW, Bloomberg

Equity sector exposure (scaled to 100%)

	Strategy	MSCI World	+/-
Communication Services	8.5	7.3	1.2
Consumer Discretionary	16.4	10.9	5.5
Consumer Staples	3.1	7.2	-4.1
Energy	8.6	5.2	3.4
Financials	17.8	15.0	2.8
Health Care	16.3	12.8	3.5
Industrials	6.0	10.8	-4.8
Information Technology	16.3	21.7	-5.4
Materials	3.2	4.1	-0.9
Real Estate	0.0	2.3	-2.3
Utilities	3.8	2.6	1.2

Key points

Stock selection driven by independent research and proprietary selection models.

Top-down regional and style allocations.

Flexibility to allocate to equities, fixed income, alternatives, commodities and cash.

Key risks

Capital is at risk. The strategy has a flexible asset allocation policy, which means allocations to risky assets are not fixed and may be increased at the portfolio managers discretion. The strategy invests globally and takes currency exposure which also can create capital losses. The strategy is diversified but individual stock and corporate bond risk may be significant.

Relative risk vs composite benchmark

Tracking error (%)	5.3
Beta	0.7

Performance indicators (%)

	Strategy	Benchmark
Annualised return	7.5	4.5
Annualised volatility	7.5	8.9
Sharpe ratio	0.9	0.4
Best month	5.7	7.3
Worst month	-5.7	-6.7
Max drawdown	-13.5	-20.3

Holdings (%)

NOVO NORDISK A/S-B	2.6
STELLANTIS NV	2.3
APPLE INC	2.2
ASTRAZENECA PLC	2.1
SHELL PLC	2.1
ACTIVISION BLIZZARD INC	2.1
APPLIED MATERIALS INC	2.0
VISA INC-CLASS A SHARES	1.9
ALPHABET INC-CL A	1.9
EOG RESOURCES INC	1.9
CENTRICA PLC	1.8
BANCO BILBAO VIZCAYA ARGENTIA	1.6
ARCELORMITTAL	1.5
MITSUBISHI CORP	1.5
BIOGEN INC	1.5
DANONE	1.4
LAS VEGAS SANDS CORP	1.4
PLUS500 LTD	1.4
GSK PLC	1.4
HERMES INTERNATIONAL	1.4
ALIBABA GROUP HOLDING-SP ADR	1.4
ADOBE INC	1.4
RECRUIT HOLDINGS CO LTD	1.3
HARTFORD FINANCIAL SVCS GRP	1.3
AMAZON.COM INC	1.2
CAPGEMINI SE	1.2
BARCLAYS PLC	1.1
PAYPAL HOLDINGS INC	1.1
3I INFRASTRUCTURE PLC	0.9
MICROSOFT CORP	0.9
ISHARES GBP CORP BOND 0-5YR	5.6
LYXOR US TIPS DR D HDG GBP	4.2
UKT 3 ¼ 01/31/33	3.9
C 2 ¼ 01/24/24	3.2
WT AT1 COCO ETF GBP HEDGED	3.0
ISHARES USD TIPS GBP-H DIST	3.0
BACR 1.7 11/03/26	2.9
UBS 0 ¼ 12/18/23	2.7
LLOYDS 2 ¼ 10/16/24	2.7
ISHARES CORE GBP CORP	2.6
WFC 2 ¼ 12/20/23	2.5
UBS 2 ¼ 08/08/25	2.3
HTHROW 6 ¼ 12/03/26	1.7
GS 3 ¼ 07/25/29	1.6
VW 2 ¼ 04/12/25	0.8
TABULA US ENHANCED INF GBPHA	5.3
BREXAN HOWARD AB RT G-A1 GBP	2.6
BRITISH POUND	1.8

Source: Bloomberg

Commentary

The strategy fell by 0.1% during the month, beating its composite benchmark which fell by 0.6%.

The strategy's shorter duration stance in fixed income was rewarded when compared to the fall in broader bond markets. We increased the weighting to GBP hedged US inflation-linked bonds, as real yields over inflation rose above 2.0% per annum. We removed positions in Gold during the month. The geopolitical backdrop will probably continue to be supportive for precious metals, but rising real yields and USD strength may be headwinds that are too strong.

During the month we sold ASML. **Applied Materials** was added. Applied Materials sales should be solid in 2024 due to rising demand for Internet of Things (IoT), communication, automotive and power chip (ICAP) customers. Demand from foundry customers such as TSMC might also remain robust due to technology development for the 5- and 3-nanometer processes. Demand from memory-chip customers such as Micron and SK hynix could grow long term due to advanced memory chips for AI servers. Applied Materials' advanced tools may help chip customers improve performance, power, area cost and time to market, leading to robust sales and profit growth in the next four to five years. The stock trades at 17.7x forecast earnings, which is in line with the broader market, but the stock offers higher growth in our opinion.

Shell rose 8% benefitting from higher energy prices. The WTI oil price rose by 10% to \$91/bbl in September after the Organization of Petroleum Exporting Countries and its allies curbed crude supplies, Russia banned exports of diesel and official US data confirmed a collapse in crude stockpiles at the vital hub in Cushing, Oklahoma. The company's best-in-class cash generation is translating into a sustained strong buyback pace this year, complemented by a gradual dividend recovery, and driving a 2023 distribution yield of about 12%. **Stellantis** bucked the market sell-off and headwinds from striking UAW members and rose by 7% in September. The company has a long-term strategic plan to double revenue by 2030, partly by taking EV market share, and to generate €20 billion of software revenue. This appears optimistic but an undemanding valuation may indicate this is not priced into the stock. **Activision** rose by 6% on positive indications that the UK regulator may allow the takeover by Microsoft to proceed following concessions made regarding cloud gaming.

Las Vegas Sands fell 13% and **Hermes** fell 8% during the month. Stocks with exposure to the Chinese consumer were significantly down in September. Recruit Holdings fell 10%. The company provides human resource technology, marketing media, and temporary staffing services. The current valuation looks low compared with the stock's historical multiples, based on what may be overly pessimistic views for job seeker numbers.

We expect both equity and bond markets may remain under pressure in the near term, but if central banks give clear indications that their rate hiking cycle has come to an end, this could set a floor for a renewed rally.

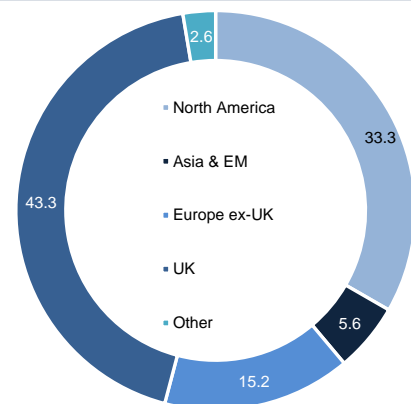
Strategy managers:

Patrick Armstrong, CFA
Eugen Fostiak

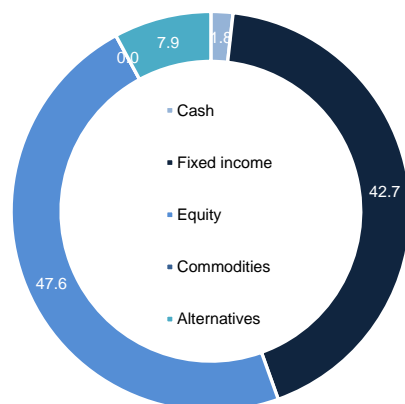
Target return: Composite benchmark +2% p.a.

Holdings: 53

Regional exposure (%)



Asset allocation (%)



1 month performance contribution (%)

	Attribution
Commodities	0.0
Fixed Income	0.0
Cash	0.0
Alternatives	0.0
Equity	-0.2

Top contributors	Return
SHELL PLC	8.1
STELLANTIS NV	7.4
ACTIVISION BLIZZARD INC	5.7
BANCO BILBAO VIZCAYA ARGENTA	7.4
GSK PLC	7.4

Bottom contributors	Return
LAS VEGAS SANDS CORP	-13.3
RECRUIT HOLDINGS CO LTD	-10.3
APPLE INC	-5.4
HERMES INTERNATIONAL	-7.8
ASML HOLDING NV	-4.7

Equity characteristics

	Strategy	MSCI World
Dividend Yield	2.5	2.4
Price to Earnings Ratio (P/E)	9.9	18.8
Price to Cash Flow Ratio (P/CF)	8.7	13.5
Price to Book Ratio (P/B)	2.0	2.9
Total Debt to Common Equity	135	145
Current Ratio	1.5	1.2
Est ROE	33.8	37.8
Op. Income Growth	28.3	-1.3
Sales Growth	16.0	5.9
Est P/E	10.7	16.1
Debt/EBITDA	1.2	3.2
Est EV/EBITDA	13.6	10.9
Profit Margin	12.7	9.6
ROC	7.7	7.2

DISCLAIMER

The information and opinions expressed in this publication were produced by Plurimi Wealth LLP (Plurimi). This publication is intended for information purposes only and does not constitute an offer, a recommendation or an invitation by, or on behalf of Plurimi to make any investments. Opinions and comments of the authors reflect their current views, but not necessarily of other Plurimi entities or any other third party. This publication has been prepared without taking account of the objectives, financial situation or needs of any particular investor. Before entering into any transaction, an investor should consider the suitability of the transaction against their individual circumstances and objectives. Any investment or trading or other decision should only be made after a review of the relevant product term sheet, subscription agreement, information memorandum, prospectus or other offering document relating to the issue of the securities or other financial instruments. Nothing in this publication constitutes investment, legal, accounting or tax advice, or a representation that any investment or strategy is suitable or appropriate for an investor's circumstances, or otherwise constitutes a personal recommendation for any specific investor. Plurimi recommends that you independently assess, with a professional advisor, the specific financial risks as well as legal, regulatory, credit, tax and accounting consequences. Past performance is not a reliable indicator of future results. Performance forecasts are not a reliable indicator of future performance. An investor may not get back the amount invested or may be required to pay more. Although the information and data herein are obtained from sources believed to be reliable, no representation is made that the information is accurate or complete. Plurimi do not accept liability for any loss arising from the use of this publication. This publication cannot be reproduced or used for any other purpose and can only be distributed in countries where its distribution is legally permitted. This publication may relate to investments or services of an entity/person outside the UK, or to other matters which are not regulated by the FCA, or in respect of which the protections of the FCA for retail clients and/or the UK Financial Services Compensation Scheme may not be available. Further details as to where this may be the case are available on request in respect to this document, please contact your Plurimi Relationship Manager.

Plurimi Wealth LLP, a limited liability partnership, is incorporated in England & Wales with registered number OC326895. Authorised and Regulated by the Financial Conduct Authority ("FCA") 466728.