

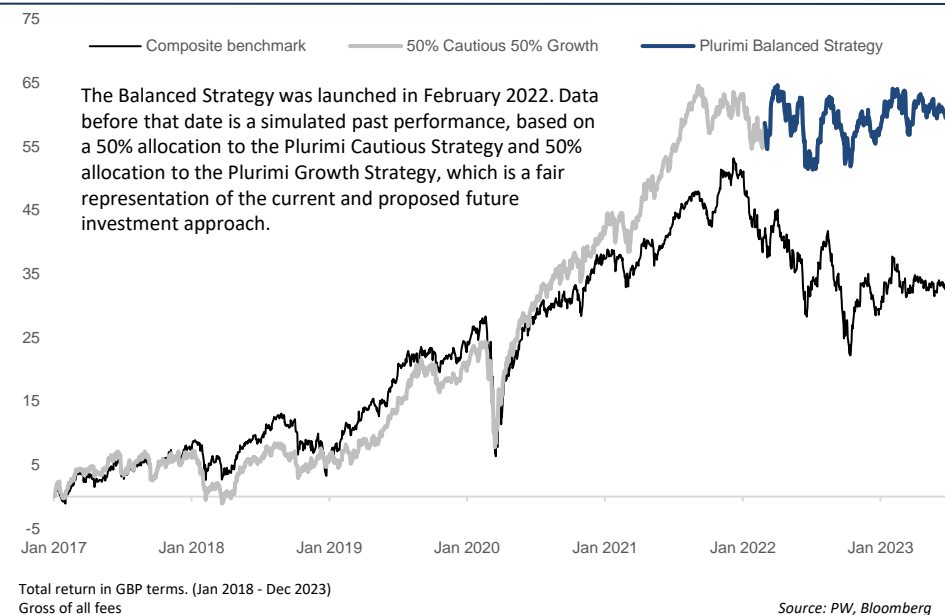
## Objectives

The objective of the Plurimi Balanced strategy is to achieve long-term capital appreciation through investments in a range of asset classes and types of investment vehicles. The strategy is a flexible and seeks to maximise returns vs a composite 50% MSCI World, 25% FTSE UK Gilts and 25% Markit iBoxx GBP Liquid Corporate Large Cap benchmark by employing active bottom-up stock selection, and tactical allocations across regions, styles and asset classes.

## Risk and return targets

- Typical beta vs. MSCI World: 0.5
- Beta range: 0.3-0.7
- Return target: Composite benchmark +2 % per annum

## Strategy History and basis of Total Return calculations (%)



## Monthly performance (%)

	Jan	Feb	Mar	Apr	May	Jun	Jul	Aug	Sep	Oct	Nov	Dec	Year
<b>2023</b>	2.8	-1.0	0.8	-0.3	-1.0	1.0	2.1	-0.7	-0.1	-0.2	2.7	2.9	<b>9.1</b>
<b>2022</b>	-3.2	0.7	3.1	-1.7	0.5	-5.7	4.7	0.3	-4.7	3.4	2.2	-2.0	<b>-3.0</b>
<b>2021</b>	-1.0	0.0	2.4	3.7	1.0	2.9	2.6	2.7	-2.0	0.3	0.1	1.5	<b>14.9</b>
<b>2020</b>	1.2	-2.3	-2.2	5.7	5.1	1.1	0.8	2.3	1.2	-1.6	3.3	2.1	<b>17.9</b>
<b>2019</b>	-0.1	-0.4	3.5	0.0	1.9	1.9	3.7	2.8	-0.2	-2.1	0.9	0.9	<b>13.4</b>
<b>2018</b>	-3.0	-1.3	-1.2	1.8	3.5	-0.2	1.3	0.4	-0.5	-1.6	0.9	-0.4	<b>-0.6</b>

Total return in GBP terms. (Jan 2017 - Dec 2023)  
Gross of fees. Current year and previous five calendar years shown.

Source: PW, Bloomberg

## Equity sector exposure (scaled to 100%)

	Strategy	MSCI World	+/-
Communication Services	4.0	7.2	-3.2
Consumer Discretionary	17.2	10.9	6.3
Consumer Staples	5.0	6.8	-1.8
Energy	7.9	4.5	3.4
Financials	18.5	15.2	3.3
Health Care	15.0	12.1	2.9
Industrials	10.6	11.1	-0.5
Information Technology	18.5	23.0	-4.6
Materials	0.0	4.1	-4.1
Real Estate	0.0	2.5	-2.5
Utilities	3.3	2.6	0.7

## Key points

Stock selection driven by independent research and proprietary selection models.

Top-down regional and style allocations.

Flexibility to allocate to equities, fixed income, alternatives, commodities and cash.

## Key risks

Capital is at risk. The strategy has a flexible asset allocation policy, which means allocations to risky assets are not fixed and may be increased at the portfolio managers discretion. The strategy invests globally and takes currency exposure which also can create capital losses. The strategy is diversified but individual stock and corporate bond risk may be significant.

## Relative risk vs composite benchmark

Tracking error (%)	5.3
Beta	0.7

## Performance indicators (%)

	Strategy	Benchmark
Annualised return	8.0	5.4
Annualised volatility	7.4	9.0
Sharpe ratio	0.9	0.5
Best month	5.7	7.3
Worst month	-5.7	-6.7
Max drawdown	-13.4	-20.3

## Holdings (%)

STELLANTIS NV	2.6
NOVO NORDISK A/S-B	2.6
APPLE INC	2.6
APPLIED MATERIALS INC	2.5
SHELL PLC	2.1
VISA INC-CLASS A SHARES	2.1
RECRUIT HOLDINGS CO LTD	2.1
ASTRAZENECA PLC	2.1
ALPHABET INC-CL A	2.0
BAE SYSTEMS PLC	1.9
EKG RESOURCES INC	1.7
PLUS500 LTD	1.7
BANCO BILBAO VIZCAYA ARGENTIA	1.7
CENTRICA PLC	1.6
DANONE	1.6
HERMES INTERNATIONAL	1.6
ADOBE INC	1.6
AMAZON.COM INC	1.6
LAS VEGAS SANDS CORP	1.5
HARTFORD FINANCIAL SVCS GRP	1.4
HUMANA INC	1.4
CAPGEMINI SE	1.4
GSK PLC	1.4
MITSUBISHI CORP	1.3
ALIBABA GROUP HOLDING-SPADR	1.2
PAYPAL HOLDINGS INC	1.2
MICROSOFT CORP	1.1
BARCLAYS PLC	1.1
BUNGE GLOBAL SA	0.8
ISHARES CORE GBP CORP	9.1
ISHARES GBP CORP BOND 0-5YR	7.3
AM UST GOV IN-LK BD-ETF GHD	6.4
UKT 3 % 01/31/33	5.8
WT AT1 COCO ETF GBP HEDGED	4.6
HTHROW 6 % 12/03/26	3.7
ISHARES USD TIPS GBP-H DIST	2.8
GS 3 % 07/25/29	2.3
VW 2 % 04/12/25	1.1
TABULA US ENHANCED INF GBPHA	3.6
BRE HOWARD AB RT G-A2GBPACC	2.5
BRITISH POUND	1.7

## Commentary

The strategy rose by 2.9% during the month, lagging its composite benchmark which rose by 4.6%.

**Plus500** rose by 15.4%. The company operates a trading platform for investors. The Company indicated it will deliver full-year 2023 results that are “significantly ahead of market expectations”. It anticipates consensus figures will rise, and flagged favourable environment in 2024, citing good momentum, a robust cash balance and some predictable volatility events such as elections and interest rate moves.

**Recruit Holdings** rose by 12.8%. The company announced a share buyback program of up to 2.5% of all shares outstanding. The company believes that the macroeconomic environment and the human resources matching market continue to be difficult to forecast, so in accordance with its capital allocation policy, it decided to buy back shares considering factors such as future investment capacity, share price levels, market conditions, and financial conditions. **Zoetis** rose by 10.9%. Zoetis' diversified companion-animal platform across pharmaceuticals, diagnostics and pet insurance appears to be well positioned to take advantage of the growth in the animal-health market, driven by heightened pet spending from younger generations, coupled with greater life expectancy for pets that require more expensive care. The company raised its dividend by 15% to 43cents per share. **Citi Group** rose by 12%. The stock benefitted from a broad rally in US bank stocks. The US yield curve remains inverted but the prospect of cuts from the Fed are increasing chances for improved interest margin for the sector.

**Bunge** fell 9%. Bunge's profit slid in the third quarter on lower sales as volumes weakened in its agribusiness. Bunge's agribusiness, which accounts for a majority of its revenue, logged lower volumes and sales for the quarter as higher results in the processing side of the business were more than offset by lower results on the merchandising side. The stock trades at less than 8x forecast earnings, which we think represents good value, and already discounts the weak volume growth of the company.

Fixed income instruments moved sharply higher. The repricing of the outlook for monetary policy has been very aggressive. Markets are now pricing 150bp of rate cuts from both the Fed and the ECB before the end of 2024. Corporate bonds rose by 4.8%. We expect the yield curve to steepen as longer yields rise in a “soft-landing” and Central Banks’s pivot to cuts in 2024.

After the strong rally in equities and bonds in December the re-pricing of interest rate outlook now looks to be completed. Valuation for global stocks are above the historical median. This may make it harder to extend the multiple expansion of 2023. Our base case is that global earnings growth will push equities higher in 2024. A rate cut cycle, supported by drivers from AI, and ideally a tail wind from reduced geopolitical competition.

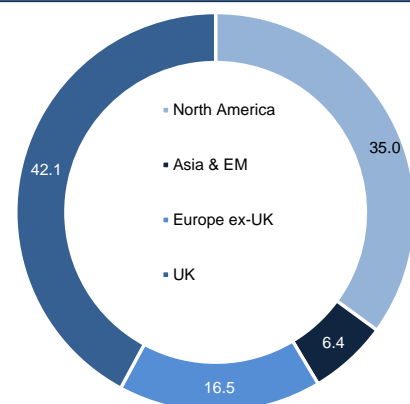
## Strategy managers:

Patrick Armstrong, CFA  
Eugen Fostiak

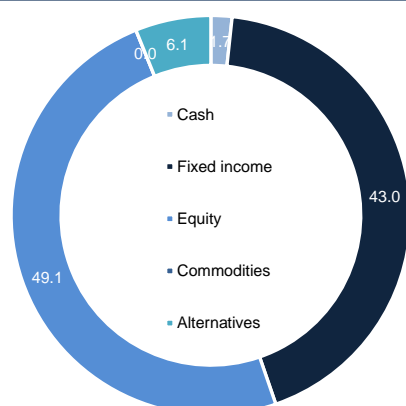
**Target return:** Composite benchmark +2% p.a.

**Holdings:** 41

## Regional exposure (%)



## Asset allocation (%)



## 1 month performance contribution (%)

	Attribution
Fixed Income	1.5
Equity	1.2
Alternatives	0.1
Commodities	0.0
Cash	0.0

Top contributors	Return
ISHARES CORE GBP CORP	4.8
UKT 3 ¼ 01/31/33	5.4
RECRUIT HOLDINGS CO LTD	12.8
PLUS500 LTD	15.4
WT AT1 COCO ETF GBP HEDGED	4.2

Bottom contributors	Return
CENTRICA PLC	-5.6
HUMANA INC	-6.1
BUNGE GLOBAL SA	-8.8
ADOBE INC	-3.1
BANCO BILBAO VIZCAYA ARGENTA	-2.8

## Equity characteristics

	Strategy	MSCI World
Dividend Yield	2.5	2.3
Price to Earnings Ratio (P/E)	10.9	20.7
Price to Cash Flow Ratio (P/CF)	9.1	14.0
Price to Book Ratio (P/B)	2.4	3.2
Total Debt to Common Equity	167	145
Current Ratio	1.4	1.2
Est ROE	34.1	30.9
Op. Income Growth	54.5	-0.1
Sales Growth	12.9	4.3
Est P/E	11.8	17.3
Debt/EBITDA	1.2	3.1
Est EV/EBITDA	14.6	11.6
Profit Margin	11.5	9.7
ROC	8.8	7.4

## **DISCLAIMER**

The information and opinions expressed in this publication were produced by Plurimi Wealth LLP (Plurimi). This publication is intended for information purposes only and does not constitute an offer, a recommendation or an invitation by, or on behalf of Plurimi to make any investments. Opinions and comments of the authors reflect their current views, but not necessarily of other Plurimi entities or any other third party. This publication has been prepared without taking account of the objectives, financial situation or needs of any particular investor. Before entering into any transaction, an investor should consider the suitability of the transaction against their individual circumstances and objectives. Any investment or trading or other decision should only be made after a review of the relevant product term sheet, subscription agreement, information memorandum, prospectus or other offering document relating to the issue of the securities or other financial instruments. Nothing in this publication constitutes investment, legal, accounting or tax advice, or a representation that any investment or strategy is suitable or appropriate for an investor's circumstances, or otherwise constitutes a personal recommendation for any specific investor. Plurimi recommends that you independently assess, with a professional advisor, the specific financial risks as well as legal, regulatory, credit, tax and accounting consequences. Past performance is not a reliable indicator of future results. Performance forecasts are not a reliable indicator of future performance. An investor may not get back the amount invested or may be required to pay more. Although the information and data herein are obtained from sources believed to be reliable, no representation is made that the information is accurate or complete. Plurimi do not accept liability for any loss arising from the use of this publication. This publication cannot be reproduced or used for any other purpose and can only be distributed in countries where its distribution is legally permitted. This publication may relate to investments or services of an entity/person outside the UK, or to other matters which are not regulated by the FCA, or in respect of which the protections of the FCA for retail clients and/or the UK Financial Services Compensation Scheme may not be available. Further details as to where this may be the case are available on request in respect to this document, please contact your Plurimi Relationship Manager.

Plurimi Wealth LLP, a limited liability partnership, is incorporated in England & Wales with registered number OC326895. Authorised and Regulated by the Financial Conduct Authority ("FCA") 466728.