

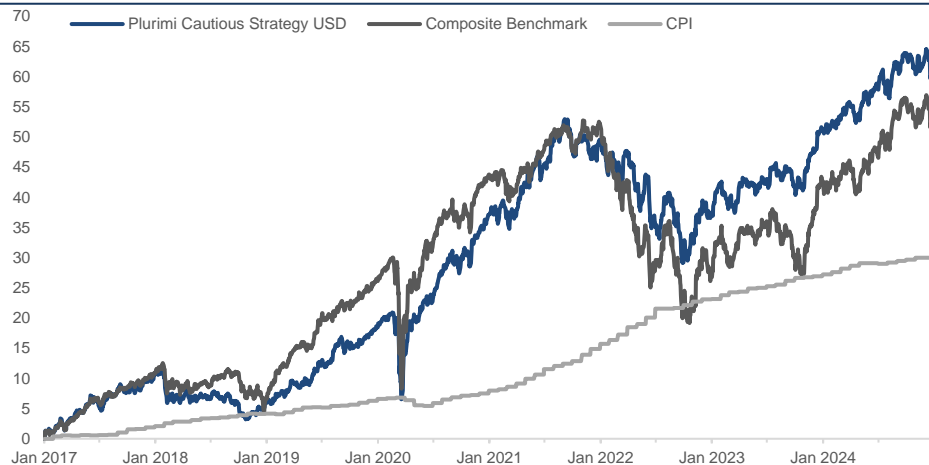
Objectives

The objective of the Plurimi Cautious Strategy is to achieve long-term capital appreciation primarily through investments in a portfolio of global stocks and bonds. Tactically the strategy may also include exposure to commodities, real estate, and other alternative asset classes. The strategy is flexible and seeks to preserve capital on a 12-month basis and deliver a total return of inflation +2% per annum over a market cycle. Performance is compared to a composite index made up of 35% MSCI World, 32.5% Iboxx Investment Grade, and 32.5% 7-10 year US Treasury Index.

Risk and return targets

- Return target: CPI +2% per annum.
- Typical beta vs MSCI World: 0.4-0.6

Total return (%)



Total return in USD terms. (Jan 2017 - Dec 2024)

The returns are gross and do not reflect the deduction of investment management fees, which will reduce return.

Source: Bloomberg

Monthly performance (%)

	Jan	Feb	Mar	Apr	May	Jun	Jul	Aug	Sep	Oct	Nov	Dec	Year
2024	0.5	0.6	1.8	-1.9	2.3	1.1	0.9	1.8	1.0	-2.1	1.6	-1.8	5.9
2023	3.5	-2.4	2.2	0.7	-1.2	1.5	1.8	-0.4	-2.2	-0.3	4.1	2.7	10.4
2022	-2.7	0.1	0.8	-3.6	0.9	-5.5	3.7	-2.2	-5.6	3.5	3.5	-0.9	-8.3
2021	-1.1	0.7	0.5	3.2	2.4	0.0	3.0	1.3	-2.3	0.9	-1.7	2.0	9.0
2020	1.1	-2.1	-2.0	4.4	2.1	0.5	3.4	2.4	-0.7	-0.9	4.4	2.2	15.8
2019	1.5	-0.1	1.9	0.0	0.9	1.9	0.1	3.3	-1.0	0.8	0.7	1.3	11.8

Total return in USD terms. (Jan 2019 - Dec 2024)

Gross of fees. Current year and previous five calendar years shown.

Source: Bloomberg

Equity sector exposure (scaled to 100%)

	Cautious	MSCI World
Communication Services	15.5	8.1
Consumer Discretionary	11.8	11.2
Consumer Staples	9.3	6.1
Energy	3.4	3.7
Financials	15.2	16.0
Health Care	10.6	10.4
Industrials	17.3	10.6
Information Technology	14.5	26.2
Materials	2.4	3.2
Real Estate	0.0	2.1
Utilities	0.0	2.5

Equity characteristics (scaled to 100%)

	Cautious	MSCI World
Dividend Yield	3.4	2.0
Price to Earnings Ratio (P/E)	22.5	23.7
Price to Cash Flow Ratio (P/CF)	18.0	17.6
Price to Book Ratio (P/B)	4.0	3.5
Total Debt to Common Equity	130	145
Current Ratio	1.3	1.2
BEST ROE	31.5	39.8
Op. Income Growth	17.8	2.9
Sales Growth	1.3	4.1
BEST P/E	17.8	18.9
Debt/EBITDA	3.1	3.2
BEST EV/EBITDA	15.8	12.3
Profit Margin	11.0	9.4
ROC	8.2	6.9

Key points

Defensive strategy designed to protect capital in the short term and grow purchasing power over a cycle.

Objective stock selection process utilises independent research and proprietary screens.

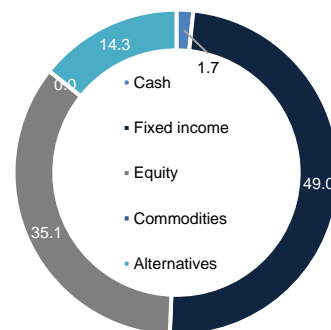
Top-down regional, asset class and style allocations to enhance returns and mitigate macro risks.

Portfolio characteristics skewed towards value, quality, and yield.

Key risks

Capital is at risk. The strategy has a flexible asset allocation policy, which means allocations to risky assets are not fixed and may be increased at the portfolio managers discretion. The strategy invests globally and takes currency exposure which also can create capital losses. The strategy is diversified but individual stock and corporate bond risk may be significant with positions up to 4 and 9% respectively.

Asset allocation (%)



Holdings (%)

RECRUIT HOLDINGS CO LTD	1.8
ALPHABET INC-CL C	1.8
NVIDIA CORP	1.6
META PLATFORMS INC-CLASS A	1.6
PAYPAL HOLDINGS INC	1.4
SERVICENOW INC	1.4
WALMART INC	1.4
CITIGROUP INC	1.3
HARTFORD FINANCIAL SVCS GRP	1.3
AMAZON.COM INC	1.3
VISA INC-CLASS A SHARES	1.3
HITACHI LTD	1.2
EOG RESOURCES INC	1.2
APPLIED MATERIALS INC	1.1
GENERAL ELECTRIC	1.1
3M CO	1.1
PUBLICIS GROUPE	1.0
DEUTSCHE TELEKOM AG-REG	1.0
DASSAULT AVIATION SA	1.0
ABERCROMBIE & FITCH CO-CL A	1.0
ZOETIS INC	1.0
ADOBE INC	1.0
DANONE	1.0
OLYMPUS CORP	0.9
ALIBABA GROUP HOLDING-SP ADR	0.9
DR HORTON INC	0.9
ROCHE HOLDING AG-GENUSSCHEIN	0.9
ELI LILLY & CO	0.9
FREEMPORT-MCMORAN INC	0.8
UNILEVER PLC	0.8
ISHARES 0-5 YR INV GRD CORP	9.3
ISHARES IBOXX INVESTMENT GRA	9.3
TII 0 % 07/15/32	7.1
TII 0 % 01/15/28	6.1
TII 1 % 07/15/33	4.1
DD 4.493 11/15/25	3.5
TII 0 % 02/15/52	2.9
AAPL 3 11/13/27	2.5
JPM 3 % 12/01/27	2.4
F 4.346 12/08/26	1.7
WT AT1 COCO UCITS ETF USD	5.7
TABULA US ENHANCED INFLATION	5.2
BREXAN HOWARD AB RT G-A1 USD	3.3
BRITISH POUND	1.7

Source: Bloomberg/PW

Commentary

The strategy fell 1.8% in December, amid a fall of 2.6% from the composite benchmark.

The strategy's equities delivered return marginally behind the benchmark due to an underweight position in US equities, particularly in the technology sector. The strategy is over-allocating to "value" equities which have been out of favour in recent months. The strategy owns equities which are trading 10% below the market estimated P/E ratio, but the strategy's holdings have delivered a higher sales growth than the broader market.

Alphabet rose 12%. It unveiled its new quantum computing chip, "Willow," capable of solving complex problems in mere minutes—a feat that would take classical computers an unimaginably long time. This breakthrough positions Alphabet at the forefront of quantum computing. Amazon rose 5%. Amazon's AI system, Claude, has been recognized as a significant competitor to ChatGPT. The company's leadership in AI infrastructure, supported by its cloud computing platform, Amazon Web Services (AWS), has strengthened its position in the AI space. Recruit Holdings rose 3% largely due to its ongoing share repurchase program.

DR Horton fell 17%. The stock has been significantly impeded by rising 30-year bond yields, which directly impact borrowing costs for US Home Buyers. The stock now trades below 10x forecast earnings. Hartford Financial fell 11%, despite reporting strong financial results. The company suffered from a proposed class-action suit, with claims that its auto insurance contracts failed to pay the actual cash value and applicable sales tax owed for totalled vehicles.

The fixed income positioning delivered positive relative returns with Treasury yields moving higher in December. Short duration corporate bonds outperformed as longer duration bonds lost value in December. The strategy's 2052 inflation protected bond fell almost 7%, as real yields also moved wider. Strong U.S. economic data, including robust consumer spending and resilient labour markets, led investors to reassess expectations of Federal Reserve rate cuts in 2025. Nationalistic and populist policies from Western governments may keep inflationary embers burning in 2025.

Strategy managers:

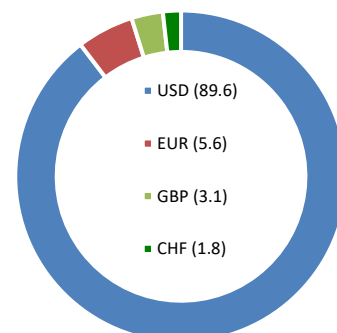
Patrick Armstrong, CFA
Eugen Fostiak

Target return: CPI +2% per annum

Holdings: 36

Currency

(%)



DISCLAIMER: The information and opinions expressed in this publication were produced by Plurimi Wealth LLP (Plurimi). This publication is intended for information purposes only and does not constitute an offer, a recommendation or an invitation by, or on behalf of Plurimi to make any investments. Opinions and comments of the authors reflect their current views, but not necessarily of other Plurimi entities or any other third party. This publication has been prepared without taking account of the objectives, financial situation or needs of any particular investor. Before entering into any transaction, an investor should consider the suitability of the transaction against their individual circumstances and objectives. Any investment or trading or other decision should only be made after a review of the relevant product term sheet, subscription agreement, information memorandum, prospectus or other offering document relating to the issue of the securities or other financial instruments. Nothing in this publication constitutes investment, legal, accounting or tax advice, or a representation that any investment or strategy is suitable or appropriate for an investor's circumstances, or otherwise constitutes a personal recommendation for any specific investor. Plurimi recommends that you independently assess, with a professional advisor, the specific financial risks as well as legal, regulatory, credit, tax and accounting consequences. Past performance is not a reliable indicator of future results. Performance forecasts are not a reliable indicator of future performance. An investor may not get back the amount invested or may be required to pay more. Although the information and data herein are obtained from sources believed to be reliable, no representation is made that the information is accurate or complete. Plurimi do not accept liability for any loss arising from the use of this publication. This publication cannot be reproduced or used for any other purpose and can only be distributed in countries where its distribution is legally permitted. This publication may relate to investments or services of an entity/person outside the UK, or to other matters which are not regulated by the FCA, or in respect of which the protections of the FCA for retail clients and/or the UK Financial Services Compensation Scheme may not be available. Further details as to where this may be the case are available on request in respect to this document, please contact your Plurimi Relationship Manager. Plurimi Wealth LLP (No. OC326895) is a limited liability partnership incorporated in England and Wales with registered address: 30 St James's Square, London SW1Y 4AL, and is authorised and regulated by the Financial Conduct Authority (FCA).

Performance indicators

	Plurimi Cautious	Composite Benchmark
Annualised return	6.1	5.4
Annualised volatility	6.8	8.9
Sharpe ratio	0.6	0.4
Best month	4.4	7.1
Worst month	-5.6	-6.7
Max drawdown	-15.6	-22.0

Top 5 contributors	1 month return
ALPHABET INC-CL C	+11.8
AMAZON.COM INC	+5.5
RECRUIT HOLDINGS CO LTD	+2.6
META PLATFORMS INC-CLASS A	+2.0
DASSAULT AVIATION SA	+2.6

Bottom 5 contributors	1 month return
ISHARES IBOXX INVESTMENT GRA	-2.7
TII 0 % 02/15/52	-7.8
DR HORTON INC	-17.2
HARTFORD FINANCIAL SVCS GRP	-10.9
ADOBE INC	-13.8